

Product availability : Stock - Normally stocked in distribution facility



Price\* : 2,080.00 USD



### Main

Range of product	Logic/motion controller - Modicon M262
Product or component type	Motion controller
[Us] rated supply voltage	24 V DC - 15...20 %
Discrete input number	4, discrete input fast input IEC 61131-2 Type 1
Discrete output type	Transistor
Discrete output number	4 transistor fast output
Discrete output voltage	24 V DC
Discrete I/O number	8
Communication port protocol	Ethernet IP/Modbus TCP Sercos III serial link Modbus RTU and ASCII HTTP HTTPS

### Complementary

Number of overvoltage protection	With
Discrete output current	0.5 A transistor output (Q0...Q3) 0.5 A fast output (Q0...Q3)
Maximum number of I/O expansion module	7 local 7 remote
Supply voltage limits	20.4...28.8 V DC
Inrush current	40 A
PLC Power Consumption	82 W
Discrete input logic	Sink or source
Discrete input voltage	24 V
Discrete input voltage type	DC

\* Price is "List Price" and may be subject to a trade discount – check with your local distributor or retailer for actual price.

Oct 20, 2020

Voltage state 1 guaranteed	>= 15 V DC
Voltage state 0 guaranteed	<= 5 V DC
Discrete input current	7.5 mA input 7.5 mA fast input
Input impedance	2.81 kOhm input
Response time	<= 1 µs turn-on, I0...I3 fast input <= 1 µs turn-off, I0...I3 fast input <= 1 µs turn-on, Q0...Q3 fast output <= 1 µs turn-off, Q0...Q3 fast output
Configurable filtering time	0.001 ms fast input 0.002 ms fast input 0.005 ms fast input 0.01 ms fast input 0.05 ms fast input 0.1 ms fast input 0.5 ms fast input 1 ms fast input 4 ms fast input 12 ms fast input
Discrete output logic	Source
Output voltage limits	30 V DC
Maximum current per output common	0.5 A Q0...Q3 fast output
Accuracy	+/- 0.1 % 0.02...0.1 kHz fast output +/- 1 % 0.1...1 kHz fast output
Maximum leakage current	10 µA output
Maximum tungsten load	<1.5 W
Protection type	Short-circuit and overload protection with automatic reset Reverse polarity protection Short-circuit protection
Reset time	200 ms automatic reset fast output
Memory capacity	32 MB program RAM 32 MB OS/website RAM 192 MB system memory RAM
Data backed up	1 GB built-in flash memory backup of user programs
Data storage equipment	<= 32 GB SDHC card optional)
Backup time	1000 h 77 °F (25 °C)
Execution time for 1 KInstruction	0.005 ms
Application structure	8 event tasks 4 cyclic master tasks 3 cyclic master tasks + 1 freewheeling task 8 external event tasks
Realtime clock	With
Clock drift	<= 10 s/month 77 °F (25 °C) <= 10 s/month
Positioning functions	Libraries axes coordinated Libraries axes synchronous Sercos 3 motion bus
Product compatibility	External encoder 5/24 V DC no encoder power supply
Encoder type	SSI absolute encoder Incremental encoder
Integrated connection type	USB type mini B EtherNet port1 Ethernet 1 RJ45 EtherNet port2 / switch Ethernet 2 2 RJ45 Serial link RJ45
Transmission rate	115 kbit/s 49.21 ft (15 m) RS485 115 kbit/s 9.84 ft (3 m) RS232 115 kbit/s RS485 480 Mbit/s 9.84 ft (3 m) USB 10/100 Mbit/s Ethernet1 115 kbit/s RS232 1 Gbit/s Ethernet2 480 Mbit/s USB 10/100 Mbit/s 1 Gbit/s

Communication service	Ethernet/IP adapter DHCP client IEC VAR ACCESS Modbus TCP client Modbus TCP server SNMP client/server FTP client/server SQL client Send and receive email from the controller based on TCP/UDP library Web server OPC UA server DNS client Ethernet RSTP Web visu MQTT
Local signalling	PWR 1 LED green/red) RUN 1 LED green/red) ERROR (fault) 1 LED green/red) Stop forced 1 LED green/red) I/O error (I/O) 1 LED green/red) Sd card activity 1 LED green/orange) SL activity 1 LED green/orange) ETH1 state 1 LED green/red) ETH2 state 1 LED green/red) EIP MS 1 LED green/red) EIP NS 1 LED green/red) Sercos 1 LED green/red)
Electrical connection	removable spring terminal block removable spring terminal block for connecting the 24 V DC power supply
Maximum cable distance between devices	Shielded cable <9.84 ft (3 m) fast input Shielded cable <9.84 ft (3 m) fast output Unshielded cable <164.04 ft (50 m) input Unshielded cable <164.04 ft (50 m) output
Insulation	Between fast input and internal logic 550 V AC Non-insulated between inputs Between output and internal logic 550 V AC Between fast output and internal logic 550 V AC Non-insulated between outputs Between input and output 550 V AC Between supply and internal logic 550 V AC Non-insulated between supply and ground
Surge withstand	1 kV power lines (DC) common mode EN/IEC 61000-4-5 1 kV shielded cable common mode EN/IEC 61000-4-5 0.5 kV relay output differential mode EN/IEC 61000-4-5 1 kV input common mode EN/IEC 61000-4-5 1 kV transistor output common mode EN/IEC 61000-4-5
Maximum number of connections	64 Ethernet/IP device 64 Modbus TCP device 96
Mounting support	Top hat type TH35-15 rail IEC 60715 Top hat type TH35-7.5 rail IEC 60715 plate or panel with fixing kit
Maximum Height	3.94 in (100 mm)
Maximum Depth	3.54 in (90 mm)
Maximum Width	4.92 in (125 mm)
Net Weight	1.48 lb(US) (0.67 kg)

## Environment

Standards	UL 61010-1 UL 61010-2-201 CSA C22.2 No 61010-1 CSA C22.2 No 61010-2-201 CSA C22.2 No 213 ANSI/ISA 12-12-01 EN 61131-2
Product certifications	CE CULus RCM EAC

Achilles	
Resistance to electrostatic discharge	4 kV on contact EN/IEC 61000-4-2 8 kV on air EN/IEC 61000-4-2
Resistance to electromagnetic fields	9.14 V/m (10 V/m) 80 MHz...1 GHz EN/IEC 61000-4-3 2.74 V/m (3 V/m) 1.4 GHz...2 GHz EN/IEC 61000-4-3 0.91 V/m (1 V/m) 2 GHz...3 GHz EN/IEC 61000-4-3
Resistance to fast transients	2 kV EN/IEC 61000-4-4 power lines) 1 kV EN/IEC 61000-4-4 Ethernet line) 1 kV EN/IEC 61000-4-4 serial link) 1 kV EN/IEC 61000-4-4 input) 1 kV EN/IEC 61000-4-4 transistor output)
Resistance to conducted disturbances	10 V 0.15...80 MHz EN/IEC 61000-4-4 3 V 0.1...80 MHz 10 V spot frequency (2, 3, 4, 6.2, 8.2, 12.6, 16.5, 18.8, 22, 25 MHz)
Electromagnetic emission	Conducted emissions 120...69 dB $\mu$ V/m QP power lines)10...150 kHz EN/IEC 55011 Conducted emissions 63 dB $\mu$ V/m QP power lines)1.5...30 MHz EN/IEC 55011 Radiated emissions 40 dB $\mu$ V/m30...230 kHz EN/IEC 55011 Conducted emissions 79...63 dB $\mu$ V/m QP power lines)150...1500 kHz EN/IEC 55011 Radiated emissions230...1000 MHz EN/IEC 55011
Immunity to microbreaks	0.01 ms
Ambient air temperature for operation	-4...140 °F (-20...60 °C) horizontal installation) -4...122 °F (-20...50 °C) vertical installation) -4...113 °F (-20...45 °C) flat mounting)
Ambient air temperature for storage	-40...185 °F (-40...85 °C)
Relative humidity	10...95 %, without condensation in operation) 10...95 %, without condensation in storage)
IP degree of protection	IP20
Operating altitude	0...6561.68 ft (0...2000 m)
Storage altitude	0.00...9842.52 ft (0...3000 m)
Vibration resistance	3.5 mm 2...8.4 Hz symmetrical rail 1 gn 8.4...200 Hz symmetrical rail 3.5 mm 2...8.4 Hz panel mounting 1 gn 8.4...200 Hz panel mounting
Shock resistance	15 gn 11 ms

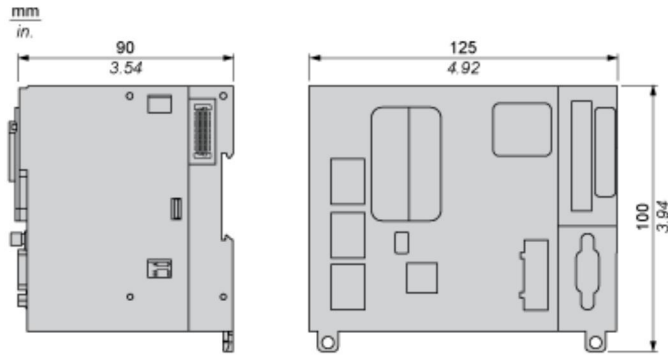
## Ordering and shipping details

Category	22534 - MODICON M262
Discount Schedule	MSX
GTIN	03606489604202
Returnability	Yes
Country of origin	US

## Offer Sustainability

Sustainable offer status	Green Premium product
California proposition 65	WARNING: This product can expose you to chemicals including: Lead and lead compounds, which is known to the State of California to cause cancer and birth defects or other reproductive harm. For more information go to <a href="http://www.P65Warnings.ca.gov">www.P65Warnings.ca.gov</a>
REACH Regulation	<a href="#">REACH Declaration</a>
EU RoHS Directive	Pro-active compliance (Product out of EU RoHS legal scope) <a href="#">EU RoHS Declaration</a>
Mercury free	Yes
RoHS exemption information	<a href="#">Yes</a>
China RoHS Regulation	<a href="#">China RoHS declaration</a>
Environmental Disclosure	<a href="#">Product Environmental Profile</a>
Circularity Profile	<a href="#">End of Life Information</a>
WEEE	The product must be disposed on European Union markets following specific waste collection and never end up in rubbish bins.
PVC free	Yes

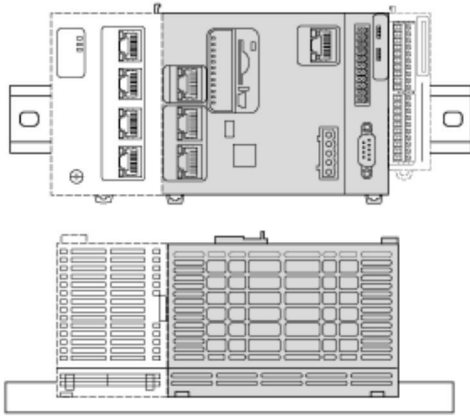
Side and Front Views



---

Correct Mounting Position

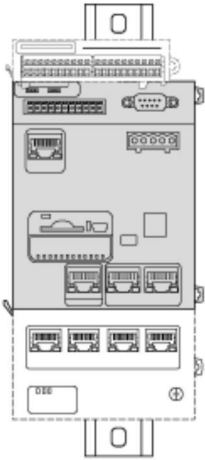
---



---

Acceptable Mounting Position

---

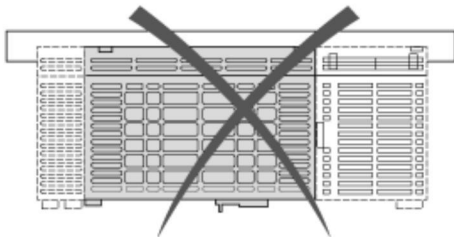
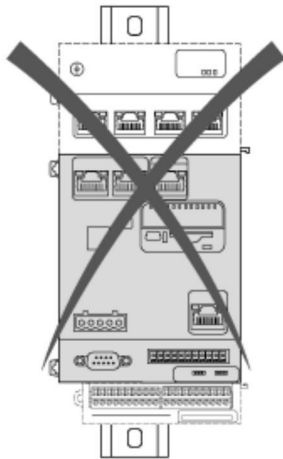
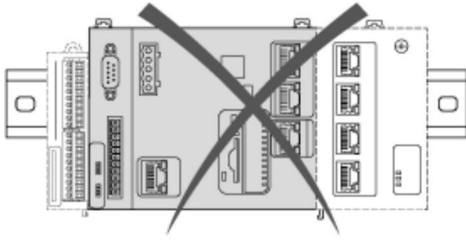




---

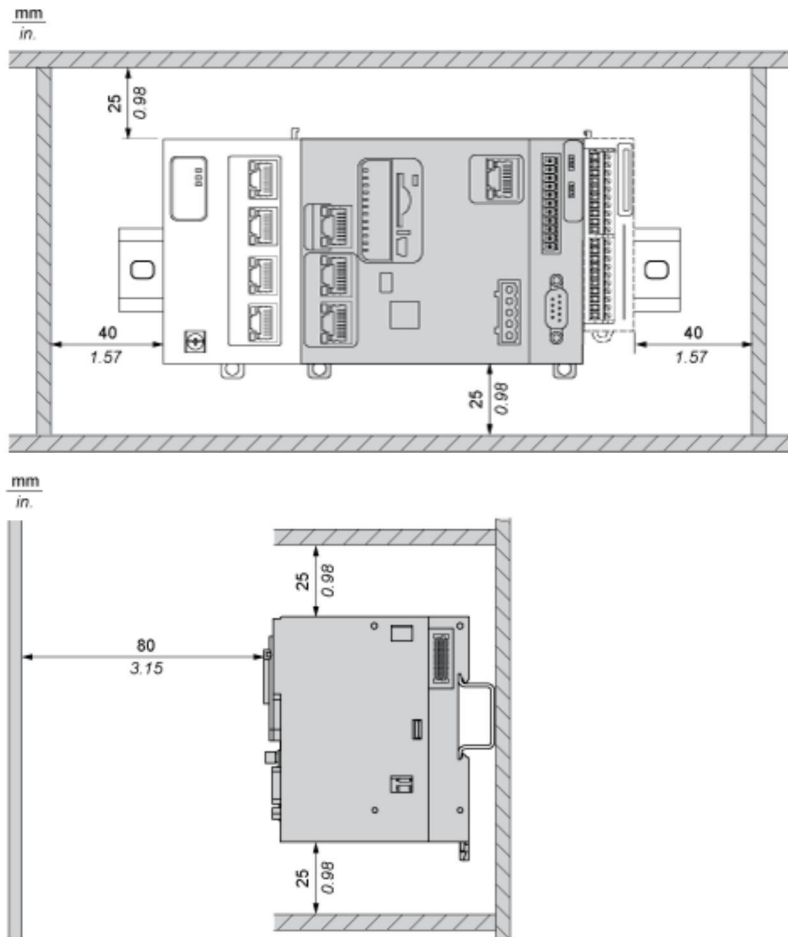
Incorrect Mounting Positions

---

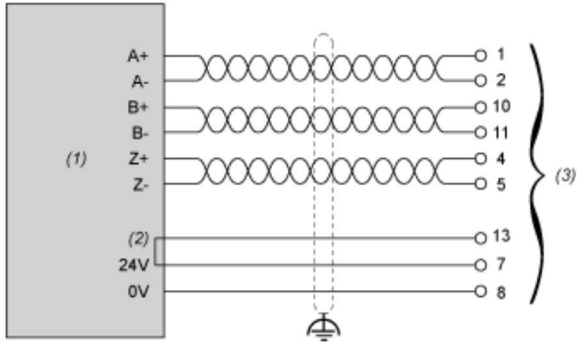




Minimum Clearances



Encoder RS422 / 24 VDC

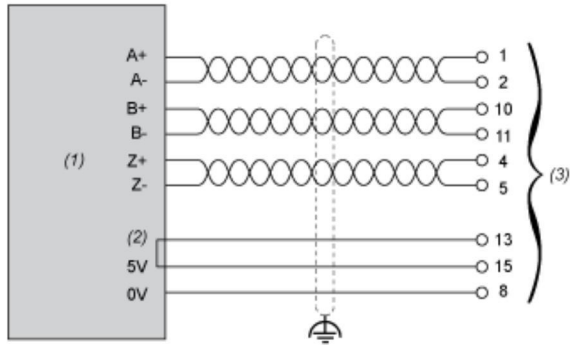


- (1) Encoder
- (2) Return Option
- (3) Encoder Sub-D

---

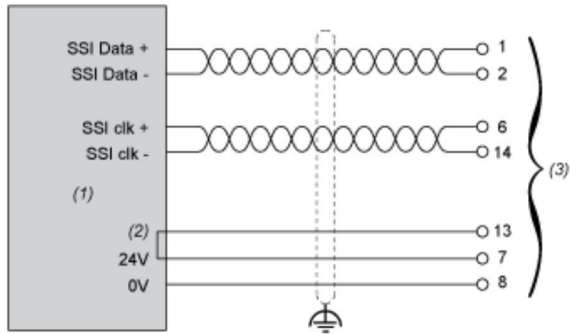
Encoder RS422 / 5 VDC or Push Pull

---



- (1) Encoder
- (2) Return Option
- (3) Encoder Sub-D

Encoder SSI



- (1) Encoder
- (2) Return Option
- (3) Encoder Sub-D